

DOUBLE TRIODE

ECC81

Double triode primarily intended for use as a frequency changer or r.f. amplifier at frequencies up to 300Mc/s.

HEATER

Suitable for series or parallel operation, a.c. or d.c.

The heater is centre-tapped and the two sections may be operated in series or in parallel with one another.

Series V_h applied between pins 4 and 5
 Parallel V_h applied between pin 9 and pins 4 and 5 connected together

	Series	Parallel	V
V_h	12.6	6.3	
I_h	150	300	mA

CAPACITANCES

* C_{a-g}	1.6	pF
* $C_{i\eta}$	2.3	pF
$C_{a-k'+h}$	0.45	pF
$C_{a''-k'+h}$	0.35	pF
* C_{a-k}	0.2	pF
* C_{h-k}	2.5	pF
* C_{k-g+h}	4.7	pF
$C_{a-g'+h}$	1.9	pF
$C_{a-g''+h}$	1.8	pF
$C_{a-h''}$	< 0.4	pF
C_{g-h}	< 0.17	pF
$C_{g-g''}$	< 0.005	pF
$C_{a-g'}$	< 0.07	pF
$C_{a-g''}$	< 0.04	pF

*Each section

CHARACTERISTICS (each section)

	100	170	200	250	V
I_a	3.0	8.5	11.5	10	mA
V_g	-1.0	-1.0	-1.0	-2.0	V
g_m	3.75	5.9	6.7	5.5	mA/V
μ	62	66	70	60	
r_a	16.5	11	10.5	11	k Ω
* r_{g-k}	21	16	14	25	k Ω

*Measured at $f=50\text{Mc/s}$

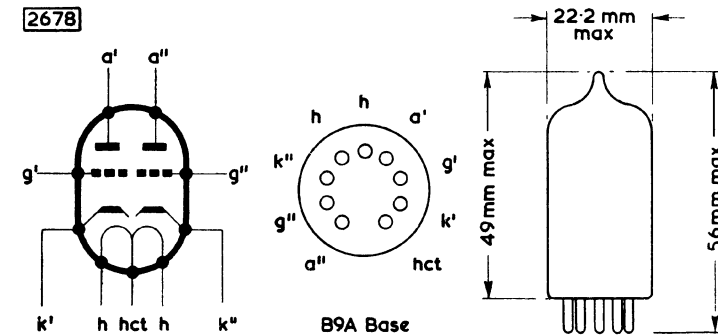
LIMITING VALUES (each section)

$V_{a(b)}$ max.	550	V
V_a max.	300	V
p_a max.	2.5	W
I_k max.	15	mA
$-V_g$ max.	50	V
V_g ($I_g = +0.3\mu\text{A}$)	-1.3	V
R_{g-k} max. (self-bias)	1.0	M Ω
V_{h-k} max.	150	V
R_{h-k} max.	20	k Ω

ECC81

DOUBLE TRIODE

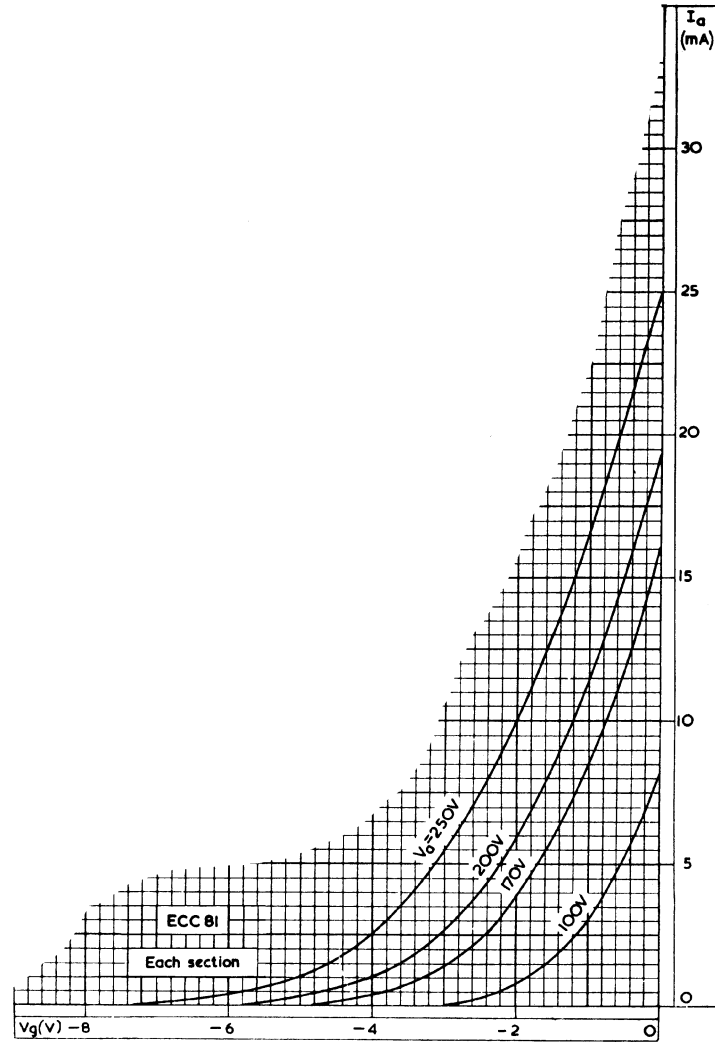
Double triode primarily intended for use as a frequency changer or r.f. amplifier at frequencies up to 300Mc/s.



DOUBLE TRIODE

Double triode primarily intended for use as a frequency changer or r.f. amplifier at frequencies up to 300 Mc/s.

ECC81



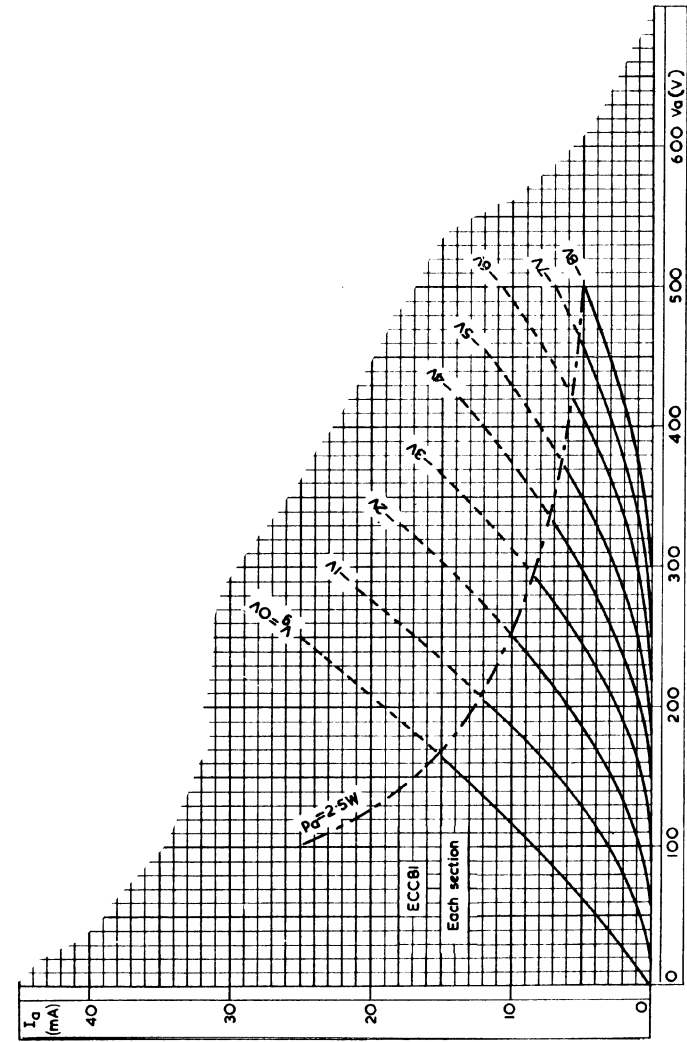
ANODE CURRENT PLOTTED AGAINST GRID VOLTAGE, WITH ANODE VOLTAGE AS PARAMETER (EACH SECTION)



ECC81

DOUBLE TRIODE

Double triode primarily intended for use as a frequency changer or r.f. amplifier at frequencies up to 300Mc/s.



ANODE CURRENT PLOTTED AGAINST ANODE VOLTAGE, WITH GRID VOLTAGE AS PARAMETER (EACH SECTION)

